



MODEL
MMZ-A

Safety Precautions

Important!

Keep out of reach of children.

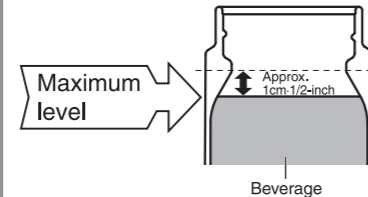
Do not put dry ice or carbonated beverages in the product.

Do not store milk, dairy products, or certain fruit juices in the product.

Do not place the product near stoves, open flames, or other sources of extreme heat.

Do not heat the product in a microwave oven.

Do not fill the product above the maximum level shown below.



Be sure to set the lid in proper position.

Do not swing the product while holding the strap. (Only for the model with exclusive bag)

Consume beverage within the day to prevent from spoiling.

Drink slowly when the product contains hot beverage.

Noncompliance to this instruction may result in scald or injury.

Do not use the product for any purposes other than keeping beverages warm or cold.

Do not knock over, drop or expose the product to excessive shocks.

Do not disassemble or attempt to repair the product by yourself.

Be sure to clean the product immediately specially after sports drink.

Do not store soups or beverages containing salt in the product.

Do not use chlorine-based bleaches or cleaner when cleaning the product.

Do not remove the protective sheet on the underside of the product.

Be sure carrying bag must be dry. (Only for the model with exclusive bag)

Keep the product upright position all the time.

Such stripes and waves are produced when forming resin. They cause no harm and do not affect the use of the stainless steel mug.

How to Use

To keep your beverage warm or cool longer.

Pour hot (or cold) water into the body, and let it sit for one or two minutes to allow the inside of the body to heat (or cool).

The product rattles when shaken.

This is caused by a metal sheet moving inside the product and it doesn't affect the performance of the product. The metal sheet is used for boosting the performance of heat retention.

How to Clean

- ◆ Clean after every use.
- ◆ Use mild kitchen detergent.
- ◆ Use a sponge or soft cloth.
- ◆ Be sure to clean the lid and gasket every use.

Caution

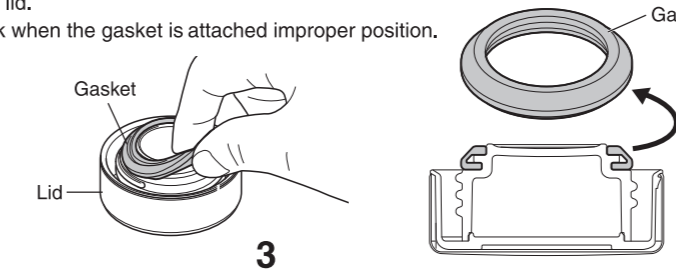
- Be sure to wipe off with dry cloth.
- Do not use dish washer, dryer and scald.

Attaching and Removing the gasket

When removing the gasket, refer to the illustration.

When attaching the gasket, make sure to fit the groove in the gasket completely on to the protrusion on the lid.

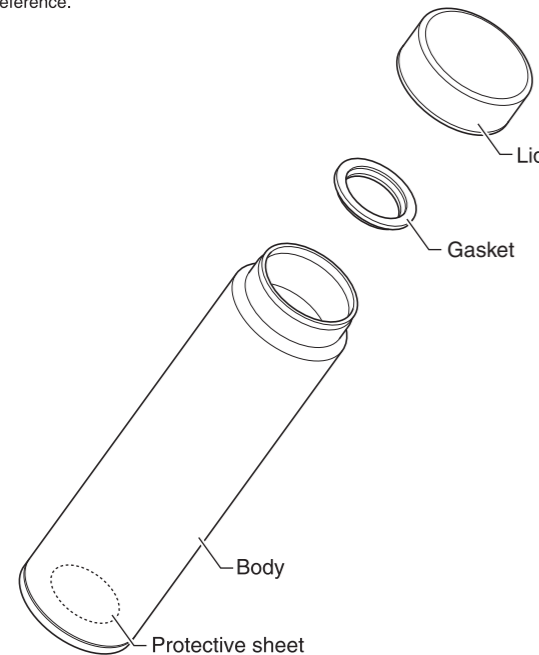
Content may leak when the gasket is attached improper position.



Stainless Steel Mug

Instructions

Thank you for purchasing a "TIGER" Stainless Steel Mug. Please read the instructions completely before use. Keep these instructions for future reference.



© 2003 TIGER CORPORATION

MMZ-A

Replacing and Purchasing Consumable Parts

The gasket and lid are consumable parts. Check once a year for damage/deterioration. If heavily stained or loose, replace them. For replacement parts, contact customer service or the shop where you purchased this product.

Before contact customer service

The utmost measures have been taken to ensure the quality of this product. Should the product be defective, however, contact your dealer and provide the following information.

1. Product name
 2. Model Number
 3. Description of trouble (As detailed as possible)
 4. Purchase date
- Feel free to send any questions or comments about this product to the shop where you purchased it.

※For the purpose of performance improvement, designs, specifications and parts shown in this publication are subject to change without notice.

Specifications

Capacity	Heat retention	Cold retention
0.35 liters/ 11.8 oz	Greater than 86°C•186.8°F (1 hour) Greater than 69°C•156.2°F (6 hours)	Less than 8°C•46.4°F (6 hours)
0.50 liters/ 16.9 oz	Greater than 88°C•190.4°F (1 hour) Greater than 74°C•165.2°F (6 hours)	Less than 7°C•44.6°F (6 hours)
0.60 liters/ 20.3 oz	Greater than 89°C•192.2°F (1 hour) Greater than 76°C•168.8°F (6 hours)	Less than 7°C•44.6°F (6 hours)

※ Heat retention has been calculated under the condition of adding hot water at 95°C ±1°C•203°F±2°F and leaving it in a room temperature of 20°C±2°C•68°F±4°F for 1 hour or 6 hours.

※ Cold retention has been calculated under the condition of adding cold water at 4°C±1°C•39°F±2°F and leaving it in a room temperature of 20°C±2°C•68°F±4°F for 6 hours.

※ Capacity is actual volume that water can be stored into the product when the lid is closed.



TIGER CORPORATION
Head Office: 3-1 Hayamicho, Kadoma City, Osaka 571-8571, Japan
URL : <http://www.tiger.jp/global>

TIGER HANBAI (H.K.) CO.,LTD.

Rm. 1006B, 10/FI., Join-in Hang Sing Centre, 71 - 75 Container Port Road, Kwai Chung, N.T.
Tel: (852) 2418-0912 Fax: (852) 2418-0911

JAPAN TIGER CORPORATION OF U.S.A.

2730 Monterey Street, Suite 105 Torrance, CA 90503
Tel: (310) 787-1985 Fax: (310) 787-1986
URL: <http://usa.tiger-corporation.com>

不銹鋼超輕量保溫保冷杯

使用說明書

感謝您購買本公司產品。請在使用前，務必詳讀使用說明書，以便正確使用並請妥善保管。

為避免造成受傷或灼傷，請務必遵守以下內容。

請勿置放於幼兒易拿取的地方。

請勿裝入乾冰、碳酸飲料等。

請勿裝入牛乳、乳製飲料、果汁等。

請勿置放於瓦斯火爐及暖爐等有火氣的附近。

請勿使用微波爐加熱。

飲料量限裝入至圖示的位置。

到這個位置

飲料

請確認杯蓋是否確實蓋緊。

請勿抓著外袋繩子甩晃。(限附外袋的款式)

為避免飲料腐敗，請於當日內飲用完畢。

放入熱飲時，請小心飲用。

為避免造成受傷或燙傷，請務必遵照使用說明書記載的方式使用。

請勿使用於保溫、保冷飲料以外之用途。

請勿翻倒、摔落地面或撞擊等給予強烈的衝擊。(可能造成保溫或保冷效能失效)

請勿自行 或修理。

若裝入運動飲料，飲用完畢後請盡速清洗。

請勿裝入味增湯或濃湯等含有鹽分的湯汁。

請勿使用鹽素系漂白劑。

切勿撕下貼在本體底部的保護貼紙。

外袋請勿在未乾的情況下使用。(限附外袋的款式)

本體請勿橫放。

若想提升保溫(保冷)效果，可先裝入少量的熱水(冰水)後，置放1~2分鐘預熱(預冷)。

甩動本體時會聽見「咖沙咖沙」聲。為提高保溫(保冷)效力，在本體內部有裝入銅箔。聲音為一部份銅箔的摩擦聲，在性能上沒有影響。並非異常。

- ◆ 使用後，請務必於當日內清洗。
- ◆ 清潔劑請使用廚房用合成清潔劑(餐盤用、調理器具用)。
- ◆ 請使用海綿、布等柔軟的清洗用具。
- ◆ 為避免殘留異味，請經常清洗。

- 本體清洗完畢後，請使用乾布擦拭。
- 請勿放入餐盤清洗機或烘碗機中或燒煮。請勿放入熱水中。

墊圈拆卸方法・安裝方法

請確認安裝墊圈的方向，確實嵌入到裏面。內容物可能會漏出。

實際容量	保溫效力	保冷效力
ℓ	度以上(1小時) 度以上(1小時)	度以上(6小時) 度以上(6小時) 度以下(6小時)

保溫效力為以室溫在 20 度 ±2 度的條件之下，裝滿熱水並直放的狀態，從水溫在 95 度 ±1 度起算置放 1 小時及 6 小時的水中溫度。
保冷效力為以室溫在 20 度 ±2 度的條件之下，裝滿冰水並直放的狀態，從水溫在 4 度 ±1 度起算置放 6 小時的水中溫度。
實際容量為蓋上產品附屬的杯蓋時，實際裝下的容量。

虎記股份有限公司

台南總公司：台南市 702 新樂路 63 號
TEL:06-265-5899 FAX:06-264-7707
台北分公司：台北市 100 中正區紹